



ARMA DEI

THE CATHOLIC APOSTOLATE OF THE MCCONKEY FAMILY
ArmaDei@ArmaDei.com *equipping Catholic families*

Cathletics Craft Kits

www.equippingCatholicfamilies.com



STATIONS OF THE CROSS



© equippingCatholicfamilies.com, 2015

WITH
KELLY SAINTS™

PLEASE RESPECT OUR LIMITED PERMISSION TO PHOTOCOPY WITH THE PURCHASE OF EACH CATHLETICS CRAFT KIT.





THE ARMA DEI PUBLISHING COMPANY

www.EquippingCatholicFamilies.com

116 BOOTH DRIVE STOUFFVILLE
ONTARIO CANADA L4A 4R9

**PERMISSION TO PHOTOCOPY
THIS ENCLOSED CRAFT KIT
FOR SINGLE HOUSEHOLD USE
OR SINGLE CLASSROOM USE.**



Please contact us at ArmaDei@ArmaDei.com
or (905) 640-4881 for questions about copyright.

Content may not be re-published in products to be sold.


Please view kit and select pages to print in color.
Print remaining pages separately in black and white.
Good quality paper and printing is recommended for this kit.

THANK-YOU FOR SUPPORTING OUR FAMILY APOSTOLATE AND THANK-YOU FOR
RESPECTING THE SINGLE HOUSEHOLD OR SINGLE CLASSROOM LIMIT FOR
PHOTOCOPYING WITH THIS PURCHASE.


WITH YOUR COOPERATION AND FUTURE ORDERS, WE WILL CONTINUE TO
PRODUCE SOLID CATHOLIC, FUN LEARNING PRODUCTS!

Name: _____ Date: _____

CELEBRATE YOUR CHILD'S JOURNEY OF FAITH!



**A TREASURE CHEST
OF TRADITIONS
FOR CATHOLIC FAMILIES**



**HAND IN HAND
WITH JESUS**



CATHLETICS PLAYING CARDS



© equippingCatholicfamilies.com, 2014

CATHLETICS CRAFT KITS

**SACRAMENT, CATECHISM AND PRAYER-BASED CRAFTS
FOR THE WHOLE CLASS!**



Catholic crafts and family traditions!


www.EquippingCatholicFamilies.com

Shope:

www.ArmaDei.com

STATIONS OF THE CROSS

These Stations of the Cross images can be printed for the wall or compiled into a construction paper booklet or small photo album or scrapbook. The simple summary text can be added to describe each Station. You can add your own reflections or prayers...or borrow the reflections or prayers from the links below.




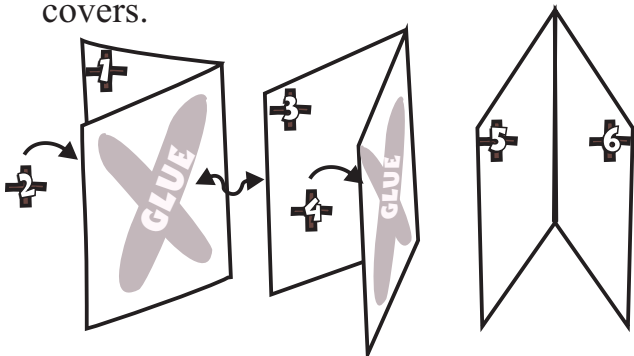
LINKS FOR REFLECTIONS AND PRAYERS

Here are some links for the prayers and reflections of the Stations of the Cross:

<http://lordcalls.com/dailyprayer/the-way-of-the-cross-the-stations-of-the-cross>
<http://www.ourcatholicprayers.com/stations-of-the-cross.html>
<https://www.ewtn.com/Devotionals/Stations/face.htm>
http://florian.hegewisch.net/stations/traditional_way_of_cross.html
<http://fisheaters.com/stations.html>
<http://www.loyolapress.com/multimedia-stations-of-the-cross-for-children.htm> (for kids!)
<http://ourladywarriors.org/prayer/stations.htm>

STATIONS OF THE CROSS CAROUSEL

1. Choose to color the B&W templates or print the ready-to-use color version. Cut each page in two, separating the top two stations from the bottom two.
2. Each pair of stations can be folded in half into a card so that the images are on the inside and the outside cover is blank.
3. Each card or pair of stations can be glued to the next corresponding pair by the adjacent outside blank covers.




4. Tape a dowel in place between the last 2 blank covers, before they are glued together.
5. Gently turn the carousel to show each particular Station of the Cross as the prayers or reflections are recited. Display the Stations Carousel on the kitchen table throughout Lent.

Picture Tutorial for Stations of the Cross Carousel:

<http://www.equippingcatholicfamilies.com/2015/01/stations-carousel-craft-kit.html>

STATIONS OF THE CROSS




1. Jesus Is Condemned to Death.
Pontius Pilate condemns Jesus to death even though He had done nothing wrong and came to save us.



2. Jesus Takes Up His Cross.
Jesus willingly accepts and patiently carries His Cross, after being mocked and beaten.



3. Jesus Falls the First Time.
Weakened by the scourging and the crowning with thorns, Jesus falls under the weight of the cross.




4. Jesus Meets His Mother.
Jesus meets his mother, Mary, overcome with grief for the suffering of Her Son.




5. Simon of Cyrene Helps Jesus.
Soldiers force Simon of Cyrene to help carry the cross for Jesus.



6. Veronica Wipes the Face of Jesus.
Veronica steps through the crowd to wipe the Face of Jesus. An imprint of Jesus' Face remains on the cloth.



7. Jesus Falls a Second Time.
Jesus falls a second time as He struggles to carry the heavy cross.



8. Jesus Meets the Women of Jerusalem.
Jesus tells the women not to cry for Him but for themselves and for their children.




9. Jesus Falls the Third Time.
Jesus falls a third time, under the weight of the cross.




10. Jesus Is Stripped.
The soldiers strip Jesus of His Clothing, treating Him like a criminal and mocking Him before the crowd.




11. Jesus Is Nailed to the Cross.
Jesus' Hands and Feet are nailed to the cross.



12. Jesus Dies on the Cross.
Suffering from all of His Injuries including being nailed to the cross, Jesus bows His Head and dies.



13. Jesus Is Taken Down From the Cross.
The lifeless Body of Jesus is tenderly placed in the arms of Mary, His Mother.



14. Jesus Is Laid in the Tomb.
Jesus' Disciples place His Body in the tomb.



Resurrection: After three days, His Disciples find the tomb empty!
Jesus has risen! Alleluia!



Divine Mercy: For the sake of His Sorrowful Passion, have mercy on us and on the whole world.

CONDEMNED TO DEATH



© equippingCatholicfamilies.com, 2015

CARRIES THE CROSS




© equippingCatholicfamilies.com, 2015

FALLS THE 1ST TIME



© equippingCatholicfamilies.com, 2015

MEETS HIS MOTHER



© equippingCatholicfamilies.com, 2015

SIMON HELPS JESUS




VERONICA WIPES JESUS FACE



FALLS THE 2ND TIME



JESUS MEETS WOMEN



FALLS THE 3RD TIME


9



© equippingCatholicfamilies.com, 2015

JESUS IS STRIPPED

10



© equippingCatholicfamilies.com, 2015

NAILED TO THE CROSS


11



© equippingCatholicfamilies.com, 2015

JESUS DIES ON CROSS


12



© equippingCatholicfamilies.com, 2015

TAKEN DOWN FROM CROSS

13



© equippingCatholicfamilies.com, 2015

LAID IN TOMB

14



© equippingCatholicfamilies.com, 2015

RISEN FROM THE DEAD



© equippingCatholicfamilies.com, 2015

DIVINE MERCY



© equippingCatholicfamilies.com, 2015

CONDEMNED TO DEATH



© equippingCatholicfamilies.com, 2015

CARRIES THE CROSS




© equippingCatholicfamilies.com, 2015

FALLS THE 1ST TIME



© equippingCatholicfamilies.com, 2015


MEETS HIS MOTHER



© equippingCatholicfamilies.com, 2015

SIMON HELPS JESUS

© equippingCatholicfamilies.com, 2015



VERONICA WIPES JESUS FACE

© equippingCatholicfamilies.com, 2015



FALLS THE 2ND TIME

© equippingCatholicfamilies.com, 2015




JESUS MEETS WOMEN

© equippingCatholicfamilies.com, 2015




FALLS THE 3RD TIME




© equippingCatholicfamilies.com, 2015

JESUS IS STRIPPED




© equippingCatholicfamilies.com, 2015

NAILED TO THE CROSS



© equippingCatholicfamilies.com, 2015

JESUS DIES ON CROSS



© equippingCatholicfamilies.com, 2015

TAKEN DOWN FROM CROSS

13



© equippingCatholicfamilies.com, 2015

LAIED IN TOMB

14



© equippingCatholicfamilies.com, 2015

RISEN FROM THE DEAD


© equippingCatholicfamilies.com, 2015



DIVINE MERCY

© equippingCatholicfamilies.com, 2015







www.equippingCatholicfamilies.com

STATIONS OF THE CROSS CAKE TOPPERS INSTRUCTIONS

1. The Stations of the Cross Cake Toppers can be printed on cover stock and/or laminated for extra durability (and reuse!) for the 14 Stations plus Resurrection, Divine Mercy, Ascension and Pentecost! They can be assembled for unique, round Stations of the Cross and displayed as stations around the house (reminders to pray!) or on the dinner table.
2. The actual printed size of the Cake Toppers make them easily punched out with a 2.5" circle punch. The 2.5" paper circles fit snugly within the tin frozen juice lids and add appeal as they can be stacked and clinked.

If printing one set of the Mysteries Cake Toppers, you will need 14 frozen juice lids (or 18 to include Resurrection, Divine Mercy, Ascension and Pentecost).

STATIONS OF THE CROSS VOTIVE CANDLES

Cut square Stations of the Cross and insert in small baby food jars or comparable clear glass jars. An additional piece of white paper may be inserted behind the Station as a liner to diffuse the candlelight. (Liner: same height as the square station; length to fit circumference of jar)

Make sure that all paper fits snugly to the inside of the jar so that it doesn't catch on fire!

Safer, more permanent version: small ripped pieces of tissue can be mod-podged to the outside of the jar. The Stations can be secured on top of this layer with an additional coat of mod podge.

Add a small electric or paraffin tealight to each jar and light the tealights as reflections are read aloud for each Station of the Cross.

